



SNAPmobile App

User Guide




What is SNAPmobile?

SNAPmobile is a softphone with Portal capabilities including visual voicemail, call history, contacts, greetings, and answering rules.

Key Features:

- SIP Softphone
- Contact Management
- Visual Voicemail
- Answering Rules Management
- Call History
- Presence
- Extension Dialing
- Call Transfer
- Call Recording
- Switch Call to a New Device
- SMS
- Chat
- Edit Voicemail Greetings
- Set and View Status Messages
- Configure Cellular Callback (Non-Data Calling)
- Gravatar Support

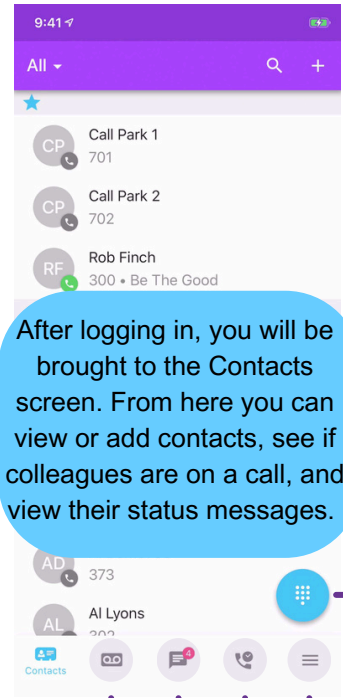
iPhone: How to Use SNAPmobile



After launching the app, you will be prompted to enter the HostID. Enter the HostID provided to you.



After entering the HostID, you will be prompted to enter your username and password.

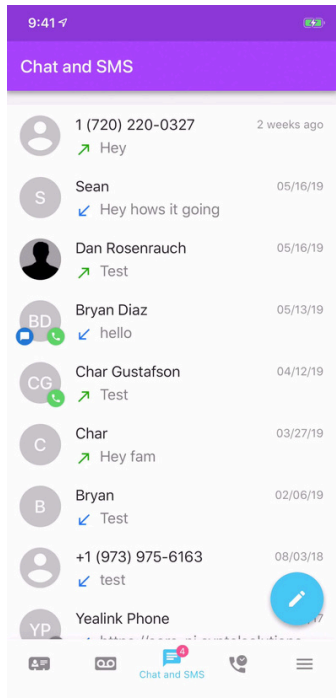


After logging in, you will be brought to the Contacts screen. From here you can view or add contacts, see if colleagues are on a call, and view their status messages.

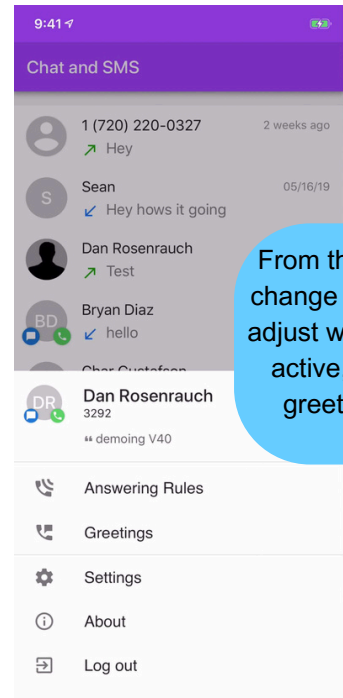
Dialer

Voicemail

Call History

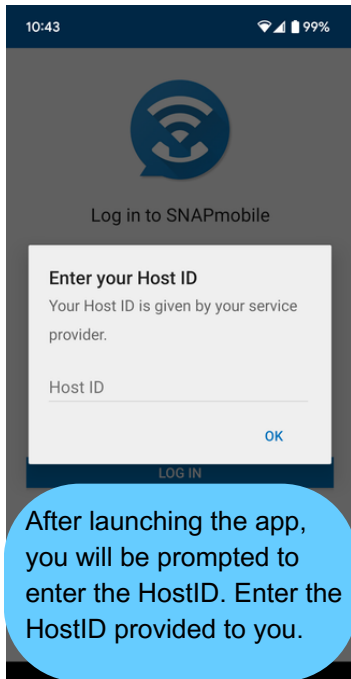


Create a new conversation or continue an existing one. Requires SMS/Chat add-on to use text messaging capability.

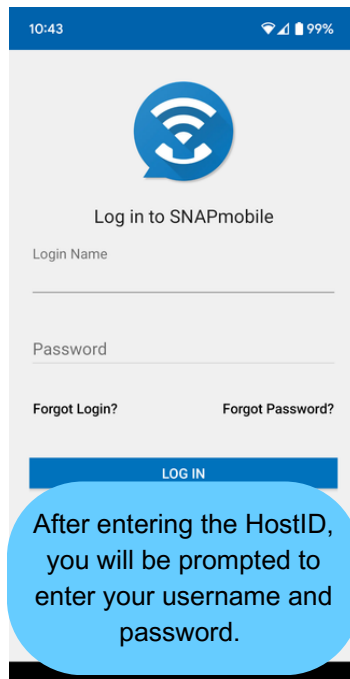


From the Menu tab, you can change your status message, adjust which answering rule is active, record and change greetings, or set cellular callback.

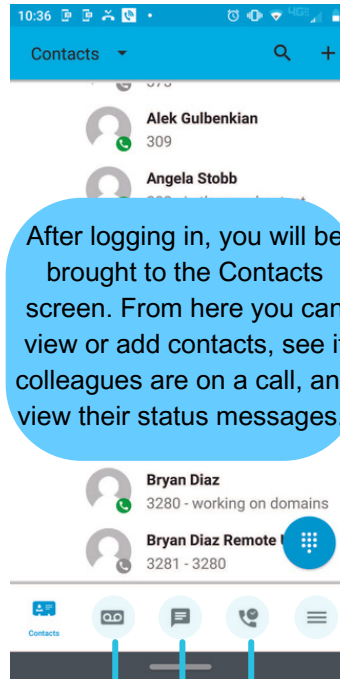
Android: How to Use SNAPmobile



After launching the app, you will be prompted to enter the HostID. Enter the HostID provided to you.

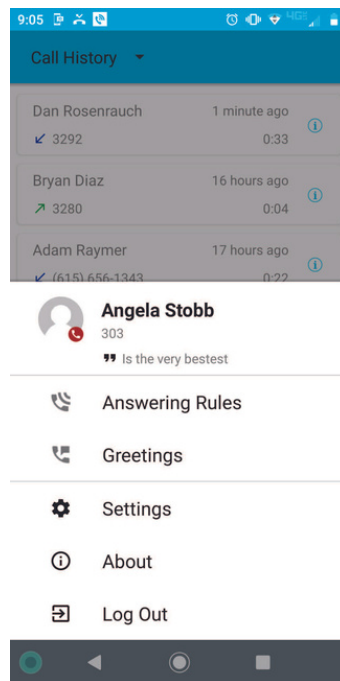
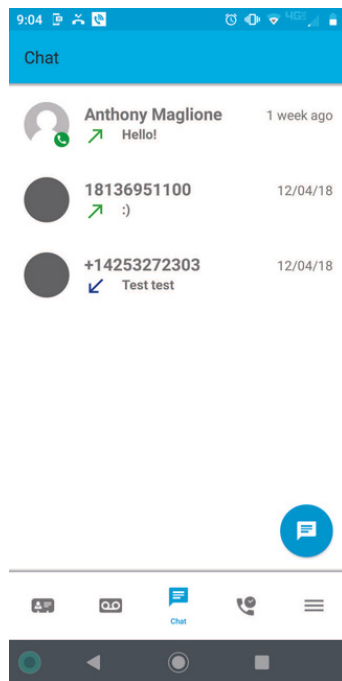
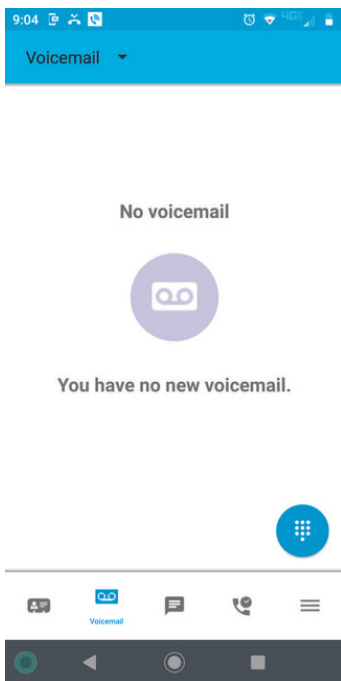


After entering the HostID, you will be prompted to enter your username and password.



After logging in, you will be brought to the Contacts screen. From here you can view or add contacts, see if colleagues are on a call, and view their status messages.

The **Dialer** icon brings you to the dial page where you can make outbound calls.



By pressing the **Menu** button on the bottom right, you will be brought to a menu where you can change settings, greetings, and Answering Rules